



# *The Oklahoma Forage-Based Buck Test 2010 Report*

*Mary Penick*

*Goat Projects Manager*

*Kerr Center for Sustainable Agriculture*



*Kerr Center for Sustainable Agriculture, Poteau, Oklahoma  
2011*

**©Copyright 2011 Kerr Center for Sustainable Agriculture**

*Selections from this report may be used according to accepted fair use guidelines. Permission needed to reproduce in full. Contact Maura McDermott at Kerr Center for permission.*

*Please link to this report on [www.kerrcenter.com](http://www.kerrcenter.com)*

**Kerr Center Goat Projects**

Manager: Mary Penick

Ranch Herdsman and Technician: Andy Makovy

Kerr Center Intern: Cortney Loyd

**Technical Advisory Committee**

Test Agronomist: Chris Rice, OCES Southeast District Agronomist

Test Nutritionist: Brian Freking Leflore County Educator

Test Veterinarian: Leon Mitchell

Leflore County Educator: Brian Freking

**Report**

Copyediting and Figures: Wylie Harris

Editing and Layout: Maura McDermott

**For more information contact:**

Kerr Center

PO Box 588

Poteau, OK 74953

[www.kerrcenter.com](http://www.kerrcenter.com)

[mailbox@kerrcenter.com](mailto:mailbox@kerrcenter.com)

918.647.9123 or fax 918.647.8712

This report is available online at [www.kerrcenter.com/stewardship/goats.html](http://www.kerrcenter.com/stewardship/goats.html)

## *Preface*

The Kerr Center Meat Goat Program began in 2007 with the establishment of the Oklahoma Commercial Meat Goat Forage Performance Test, and expanded to include a commercial doe herd later that year.


Each year, the Kerr Center teams up with the OSU Cooperative Extension Service to conduct the test. Meat goats are booming in Oklahoma agriculture, and it's important to know which lines perform best on pasture. The forage performance test helps answer that question.

The rationale behind the Oklahoma Forage-Based Buck Test is to begin to identify individual bucks, as well as their sires and dams, that carry genetics expressing strong traits important in commercial meat goat production.

The test allows breeders to compare genetics within their herd to make better management decisions as to herd lines that will produce profitable progeny for future herds. This test will also provide valuable information for all goat producers and the public.

Goat producers wishing to test their bucks' performance on forage are invited to enter bucks in the test, which runs from mid-July until the end of October.

For more information on the Kerr Center program, as well as links to goat resources, visit the Kerr Center website, [www.kerrcenter.com/stewardship/goats.html](http://www.kerrcenter.com/stewardship/goats.html).



## *Introduction*

The U.S. meat goat industry has expanded significantly in recent years, especially in the South, where production was once largely confined to southwest Texas. Several factors have driven this growth. A rising demand for goat and lamb from growing ethnic minority populations is one. Another is the increased number of small farms and ranches. Most landholders entering into farming these days have small acreages that do not readily support cattle production. In such cases, small ruminants are an attractive and workable option.

Furthermore, many larger, established farmers and ranchers are discovering the benefits of adding meat goats to their cattle operation. Goats complement cattle on pasture by eating browse and weeds that cattle avoid; meat goats also provide a second income stream that is always welcome.

While these have been important factors in the changing the meat goat industry, the most compelling driver has been the show ring. Show goats have become a major source of interest and revenue for many producers, particularly due to growing demand from youth participating in 4-H and FFA competitions. This emphasis on show ring quality has had a significant effect on the commercial meat goat animal, which has

been selected more for its physical appearance than for the commercial characteristics of foraging ability, foot soundness, and parasite resilience/tolerance.

In 2006, goat producers and agricultural educators approached the Kerr Center about hosting a commercial buck test. The goal of the test would be identification of the genetics required for forage-based goat production. Emphasis would be placed on weight gain using forage and minimal supplementation, parasite resilience/tolerance, and overall commercial viability.

As a result, the Kerr Center commenced the first meat goat buck test on July 16, 2007, followed by subsequent tests in each of the two following years. (See *The Oklahoma Commercial Meat Goat Forage Performance Test 2007, 2008, and 2009 Reports* for information.) The success of the first years' tests led us to schedule another test in 2010.

The 2010 test began on July 12 and ended on October 19, for a test period of 101 days. Bucks were checked in on June 28 and allowed a two-week warm up period before the official start weight was taken on July 12.

Thirteen producers from six states entered 60 bucks to compete for top average daily gain and parasite resilience. Breeds represented in the test were Kiko, Kiko/Spanish and crossbred Kiko/Boer.

# *Oklahoma Forage-Based Buck Test 2010*

## *Eligibility*

Nominations were limited to approximately 70 bucks, with each producer being allowed to enter six bucks per farm. Eligible bucks were born between January 1 and March 31, 2010. The live weight at check-in had to exceed 35 lbs., and weaning had to have been completed 30 days prior to the check-in date. A minimum of one deworming and one CDT vaccination four weeks prior to entry were required. All breeds and crossbreeds were allowed to compete.

## *Procedures*

All producers were required to provide documentation of compliance with their respective states' scrapies regulations. Out of state producers had to provide their state's official interstate health certificates showing compliance with all Oklahoma livestock shipment regulations.

Dr. Leon Mitchell, the on-site test veterinarian, gave each animal a thorough health examination upon check-in. Each buck then received a de-worming with Levamasole and Cydectin drench, a CDT vaccination, and a numbered ear tag for identification. Feet were trimmed and determined to be free of foot scald/rot.

Forages provided the bulk of the diet, which was supplemented with dried distillers grains and rumensin. Mineral and vitamin supplementation was provided free choice at all times and was manufactured specifically for goats by Vitamax.

Any buck suspected of disease or illness was quarantined on forage pending examination by a veterinarian. If deemed safe, the animal was treated and returned to the test. If it was determined that the individual should not reenter the trial, it remained in quarantine until alternative arrangements could be made with the producer.

Weighing and parasite examinations were done every 17 days. The parasite exam included FAMACHA scoring of the lower eyelid and sampling for fecal egg counts (FEC). Bucks scoring 4 or 5 on the FAMACHA scale were dewormed (see box p. 13 for description of FAMACHA).

Deworming resulted in disqualification from the test, though the animal was returned to the field and data collection resumed if the health of the animal allowed. Otherwise, position within the test was determined by average daily gain (ADG) and fecal egg counts.

## Forages

Although the buck test was not a research trial on forages per se, several observations on forage quality, quantity, and grazing were possible. Fertilization before the test was not conducted in 2010. Soil samples taken in the spring of 2010 indicated that additional fertilizer was not needed in order to produce enough forage for the bucks.

The protein, energy, mineral, and vitamin requirements were met by the combination of forage and supplementation (see "Feed Analysis, p. 11). The degree to which forage alone could have met nutritional requirements is shown in Figures 2 - 5.

For the 2010 test we planted "Legend" Lespedeza within the rotation at a rate of 2 lbs. per acre.

**Figure 1. Available Forage**

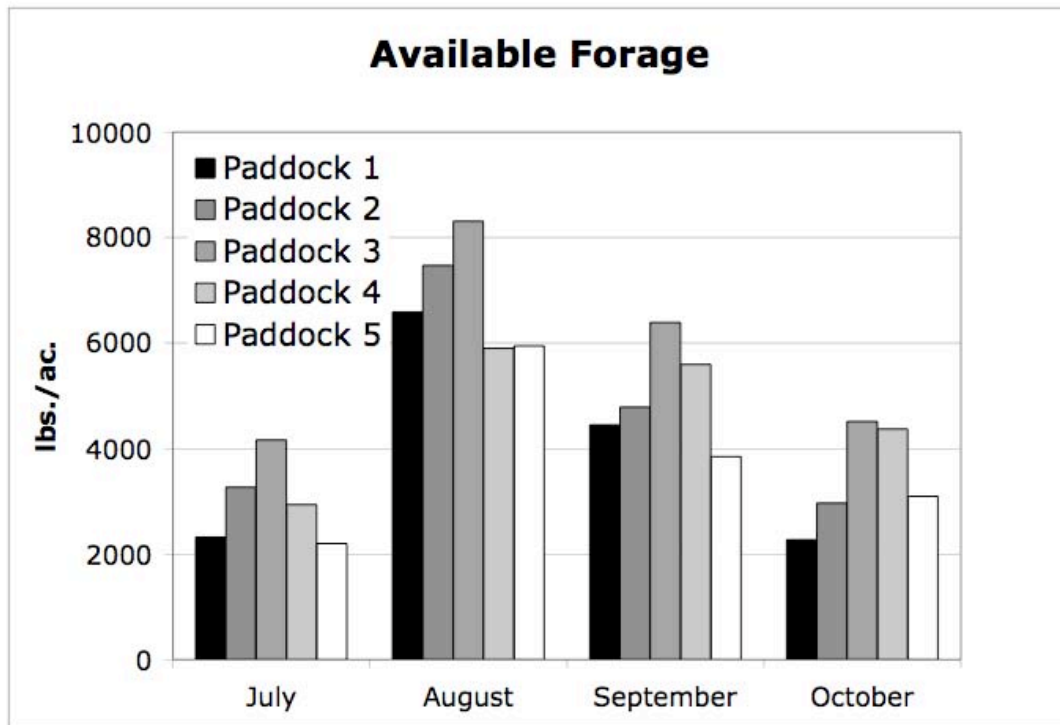


Figure 2. Crude Protein

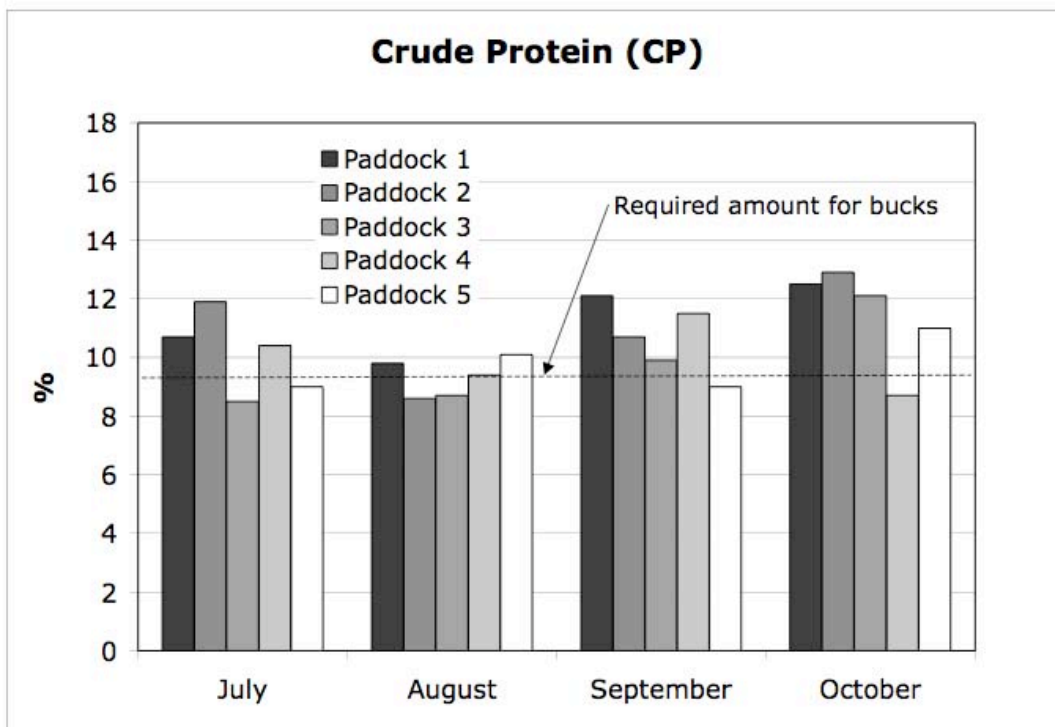


Figure 3. Total Digestible Nutrients (TDN)

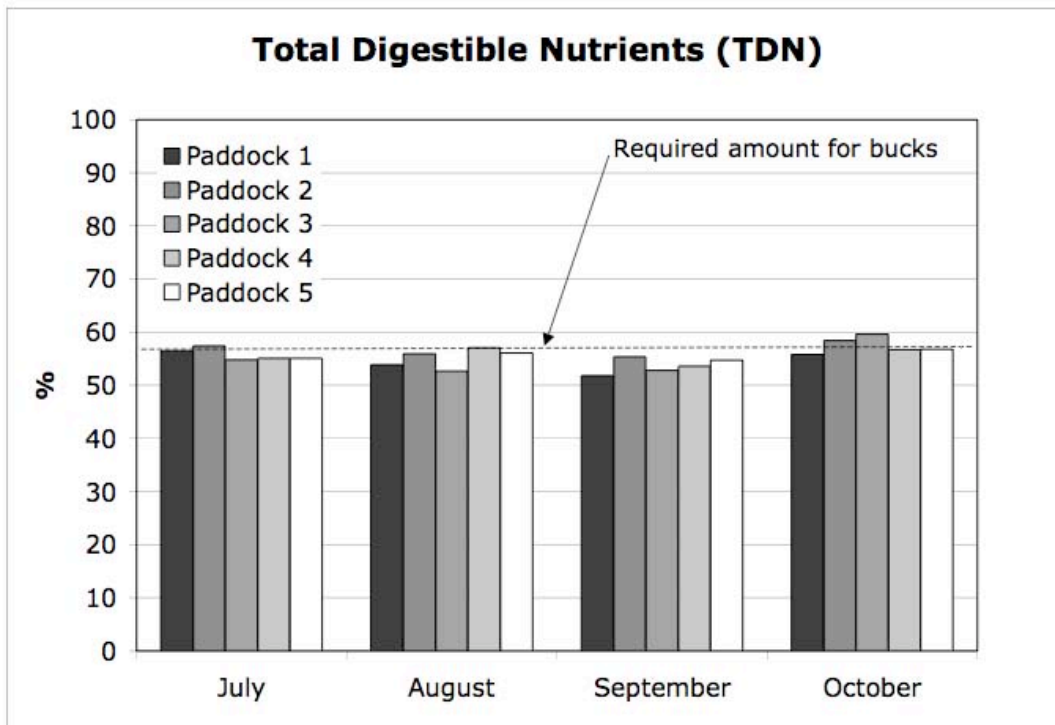


Figure 4. Calcium (Ca)

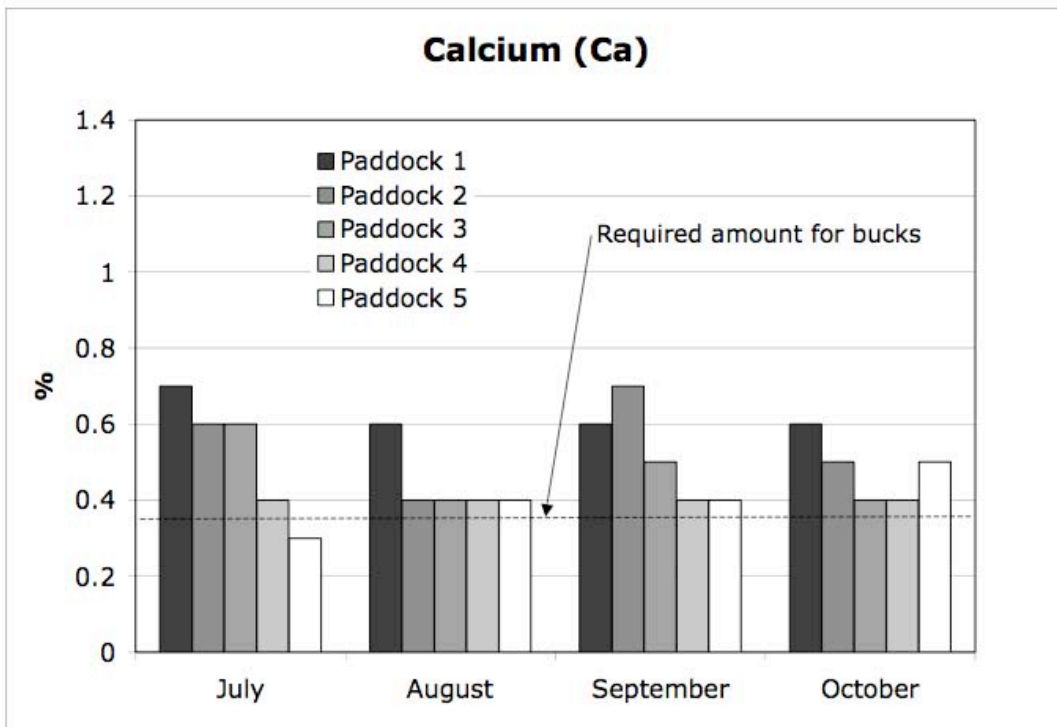
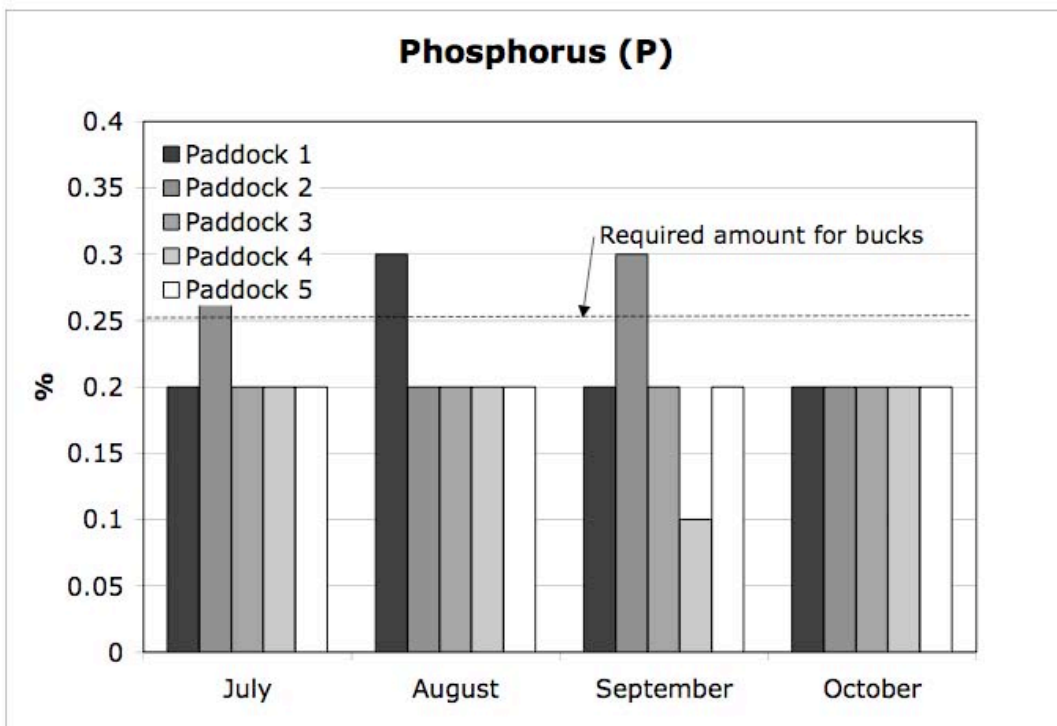


Figure 5. Phosphorus



## *Supplementation*

In the 2007 test, it was observed that hand feeding the bucks allowed for more food aggressive animals to consume more than their fair share of supplement. In 2008, a protein supplement in free choice form was used. This would allow for continual access to the supplement and would increase the opportunities for all bucks to receive the maximum amount of supplement they needed.

However, using this approach did not reproduce the rate of gains observed on the hand fed soybean supplement in 2007. We surmised that while the protein levels within the supplement were adequate, it was bound with molasses in amounts that inhibited the desired foraging effect. Too many sugars (in the form of molasses in this case) can reduce the appetite-stimulating effect that protein has on the consumption of forage - exactly the opposite of the desired effect.

For 2010 we hand fed 0.75 lbs. per head per day of dried distillers grains (DDG) mixed with the ionophore Rumensin.



## 2010 Forage-Based Buck Test: Feed Analysis

As a nutritionist, I always want to see if the bucks' actual weight gains reflect what forage they have available.

The average start weight for all goats was 51.8 lbs. We fed 0.75 lbs of custom mix per head per day, and since we fed primarily DDG, we should expect a positive associative effect on forage consumption. (How much is a good question.)

Step 1. The NRC requirements for meat goats at this size are:

Dry matter intake (DMI) = 3.4% of body weight (BW)

(with soybean meal I estimate intake to be 3.6% of BW)

Total Digestible Nutrients (TDN) = 1.23 lb./day

Crude Protein (CP) = 0.32 lb./day

Interestingly, nutrient requirements differ between published sources:

Source	DMI (lb.)	BW (%)	TDN (lb.)	CP (lb.)
Langston	2.2	3.9	1.44	0.31
Maryland	2.5	4.5	2.20	0.42
NRC	1.9	3.4	1.23	0.32

(Values listed are on a dry matter basis, for a 50-55 lb. buck.)

Step 2. Calculate CP and TDN for each feed ingredient

Supplement Intake

0.750 lbs. x 0.90 DM % = 0.675 lbs DM supplied

0.675 lbs. x 0.25 CP % = 0.17 lbs CP supplied

0.675 lbs. x 0.75 TDN% = 0.51 lbs TDN supplied

Step 3. Forage

55-lb. goat x 3.4% of BW = 1.9 lbs DM

1.9 - 0.675 lbs supplement = 1.225 lbs of forage

Step 4.

1.225 lbs x 0.104 CP% = 0.13

1.225 lbs x 0.550 TDN% = 0.67

Step 5. Crude Protein Total

DDG 0.17

+Forage 0.13

Supplied 0.30

Step 6. TDN Total

0.51

0.67

1.18

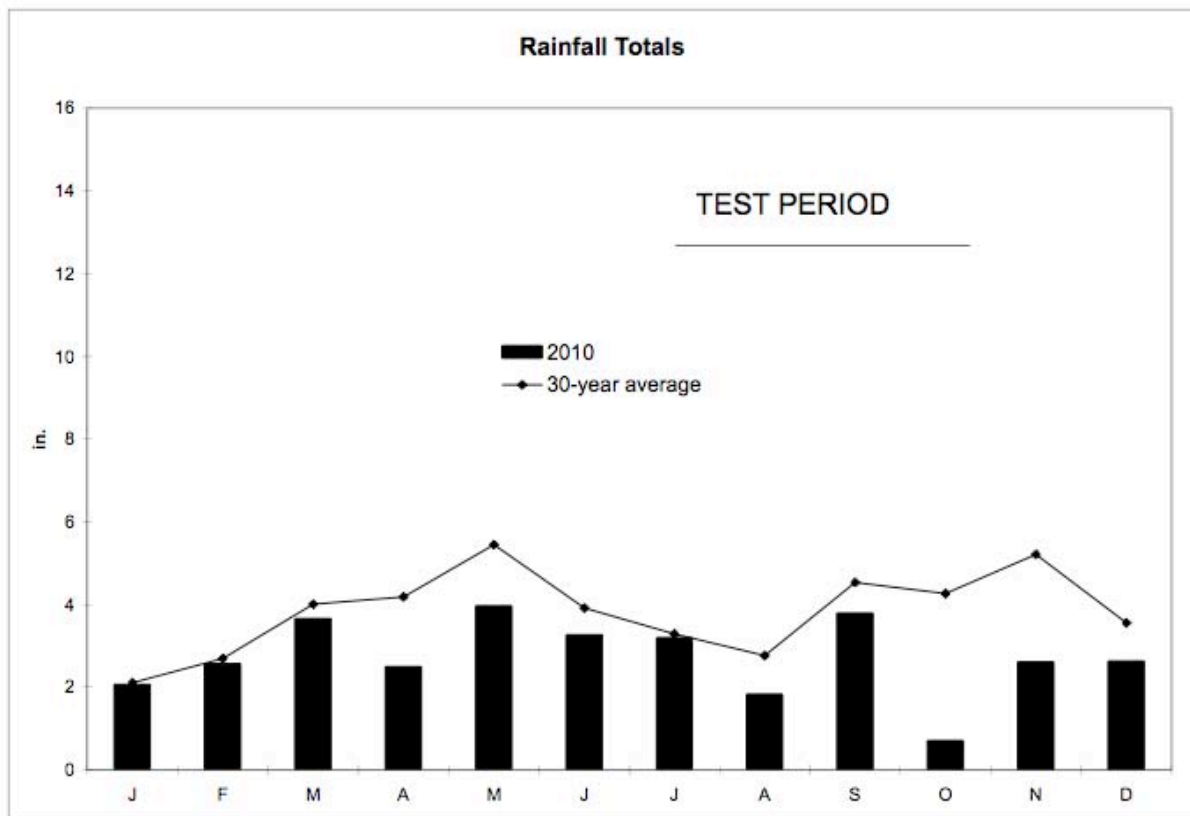
**Thus, forage and supplements during the buck test came close to meeting the bucks' requirements.** This conclusion does depend to a degree on the published source of nutritional data consulted.. Actual gains are very close to the math. Based on actual gains, I would use NRC requirements to determine whether most goats are fed at a level to at least meet requirements with the kind of performance observed during the test.

- Brian Freking

## Weather

The reasons for discussing the weather during the test are its effects on the health of the bucks and on parasite growth. Warm, wet conditions are the perfect breeding ground for parasites and bacteria. As shown in Figure 4, we received below average rainfall throughout the test; temperatures (not shown) were above average. This allowed for minimal internal and external parasite growth. However, we observed that we had reduced respiratory illness in the bucks on test, and attribute this to a steady weather pattern, as compared to previous tests. This is, of course, conjecture, and without focused research on the effect weather has upon respiratory illness in small ruminants, it is only a hypothesis that is not tested.

**Figure 6. Rainfall Totals**



## *Internal Parasites*

One of the main goals of the buck test is to examine parasite resistance and tolerance, particularly the role that genetics might play in resistance to *Haemonchus contortus* (barber pole worm). The barber pole worm is a blood-sucking parasite that pierces the lining of the abomasum, causing blood plasma and protein loss (Schoenian, 2006; see box). Common symptoms are anemia and swelling of the fluids under the jaw (bottle jaw). If barber pole worm is left untreated, death frequently occurs.

Anthelmintics or dewormers are commonly used to control barber pole worm, but it has shown a great propensity to develop drug resistance – due, most likely, to overuse of these materials.

During the test, FAMACHA scoring and fecal egg counts (FECs) were used to estimate parasite load. The FAMACHA scoring tool assesses the level of anemia the goat is suffering due to the barber pole worm. If an individual scored low (1-3), it was not wormed. If an animal received a score of 4 or 5, it was wormed with Levamisole (Prohibit) or Doramectin (Dectomax).

Fecal egg counts were analyzed at every examination to help determine levels of infection. This also allowed assessment of paddock contamination from the shedding of worm eggs. A McMaster counting slide was used for counting “Strongyle-type” eggs (*Haemonchus*, *Ostertagia*, and *Trichostrongylus*).

Observed levels of parasite loading during the 2010 test fell below all previous tests. We received 10.58 inches of rain throughout the test, allowing for below average growing conditions for parasites. Hot, dry weather conditions prevailed, and there was limited growth of the fescue cover on the paddocks to shade parasites from the sun and wind. By the close of 101 days, no bucks had been lost to anemia caused by the barber pole worm, and only 2 animals had been disqualified and dewormed.

All the bucks that required deworming were treated with Levamisole (Prohibit) drench. Fecal egg counts continued to be below average for all bucks. The highest average was 2,208 by the end and no bucks scored over 5,000 eggs per gram of feces. The lowest average fecal egg count went to buck #1045, with an average fecal count throughout the test of 216 .

## IN BRIEF: The FAMACHA Test

The FAMACHA system was developed in South Africa in response to the emergence of drug resistant worms. The system utilizes an anemia guide to evaluate the eyelid color of a sheep/goat to determine the severity of parasite infection (as evidenced by anemia) and the need for deworming.

A bright red color indicates that the animal has few or no worms or that the animal has the capacity to tolerate its worm load. An almost white eyelid color is a warning sign of very bad anemia; the worms present in the animals gut are in such numbers they are draining the animal of blood. If left untreated, the animal will soon die.

The FAMACHA chart contains five eye scores (1-5), which have been correlated with packed cell volumes (percentage of blood made up of red blood cells, also called hematocrit). Animals in categories 1 or 2 (red or red-pink) do not require treatment whereas animals in categories 4 and 5 (pink-white and white) do.

Animals in category 3 may or may not require treatment depending upon other factors. Mature animals in category 3 (pink color) probably do not require treatment, whereas lambs or kids should be treated. The frequency of examination depends upon the season and weather pattern, with more frequent examination usually necessary in July, August, and September, the peak worm season.

- Susan Schoenian, "Sheep 201. A Beginner's Guide to Raising Sheep."

[www.sheep101.info/201/index.html](http://www.sheep101.info/201/index.html)

## *Health*

Very few health problems were encountered in the 2010 test and were directly linked to the infectious diseases. Common goat ailments did occur throughout the test, including, but not limited to, foot scald and sore mouth.

The sore mouth presented itself immediately into the test, and 42% of the test herd was treated for cases of the disease. None of the sore mouth was serious enough to warrant veterinary intervention (both test veterinarians were consulted as to method of treatment), and it was soon in control.

Foot scald or foot rot was not prevalent during the 2010 test due to the dry conditions. In any of the cases encountered, the foot scald was treated with a 5% copper sulfate solution and LA200 antibiotic.

Respiratory sickness is common among young goats, especially when they are stressed. Four bucks were treated for respiratory ailments with a combination of antibiotics, steroids, and vitamin B12 complex.

## *Average Daily Gain*

Weights were taken six times, on July 12, July 30, August 20, September 9, October 4, and October 19-20. The last weight was an average of October 19 and October 20 to account for fill (the feed and water in the digestive tract of an animal consumed before weighing).

The final ADG ranged from 0.38 lbs./day to -0.02 lbs./day.

## *Results*

Results for the test are listed in Table 1 on pages 17-18. Information in the table includes the consigner's last name, test identification number for the buck, total start weight and total end weight in pounds, average daily gain ((end weight – start weight) ÷ 101 days on test), total and average fecal egg count, and average loin eye area (LEA).



## *Changes Made for the 2010 Test*

### **Animal**

- Loin eye area ultra sounded

### **Forages**

- Planted lespedeza, interseeded with fescue/Bermuda and native warm season grasses

### **Supplementation**

- No changes made from 2009 test

**Table 1. 2010 Commercial Meat Goat Forage Performance Test Results**

	Consigner	Test ID	Breed	Start Weight (lbs.)	End Weight (lbs.)	ADG 101 d (lbs./d)	Final FEC	Average FEC	Average LEA
1	JOHNSON	1010	Kiko	52	90	0.38	1000	441	15
2	PINNEO	1054	Kiko	46	80.5	0.34	600	225	17
3	JOHNSON	1030	Kiko	41	74	0.33	1550	675	14.1
4	SANDNESS	1016	Kiko	47	78.5	0.31	300	516	14.5
5	SPARKS	1031	Kiko	45	75.5	0.3	500	466	17.8
6	SANDNESS	1036	Kiko	55	85	0.3	750	491	14.2
7	BARNES	1018	Kiko	57	87.5	0.3	750	608	15
8	HAYS	1027	Kiko	61	90	0.29	1250	416	13.8
9	SHIVERS	1049	Kiko	54	82.5	0.28	850	358	15
10	SINCLAIR	106	Kiko	39	67.5	0.28	700	400	14.5
11	GUFFEY	108	Kiko	56	83	0.27	900	466	16.7
12	SANDNESS	1048	Kiko	46	73	0.27	2950	1016	14.7
13	SHIVERS	1045	Kiko	57	83	0.26	500	216	16.8
14	SPARKS	1015	Kiko	57	83.5	0.26	150	408	14.3
15	PINNEO	1042	Kiko	49	75.5	0.26	1200	483	13.4
16	SANDNESS	1050	Kiko	58	84	0.26	1000	725	14.2
17	SINCLAIR	102	Kiko	40	65.5	0.25	800	458	13.5
18	PINNEO	1011	Kiko	43	68.5	0.25	1650	608	14.6
19	GUFFEY	1034	Kiko	57	82	0.25	950	625	15.5
20	HAYS	1056	Kiko/Boer	57	82.5	0.25	2700	908	13.9
21	BARNES	1014	Kiko	60	85	0.25	2000	2183	15.8
22	SANDNESS	1028	Kiko	54	78.5	0.24	450	340	14.7
23	HAYS	1051	Kiko/Boer	51	75.5	0.24	1150	716	14.9
24	SPARKS	1053	Kiko	49	73.5	0.24	2650	1133	14.3
25	BARNES	107	Kiko	70	94.5	0.24	2300	1333	14.4
26	BARNES	1013	Kiko	58	81.5	0.23	550	330	15.9
27	ADAMS	1022	Kiko	53	76	0.23	950	358	14.3
28	PINNEO/ ADAI	1021	Kiko	39	62	0.23	500	516	13.5
29	JOHNSON	1024	Kiko	49	72	0.23	1500	541	14.2
30	PINNEO	1035	Kiko	47	70	0.23	1850	975	13.6
31	PEN	1019	Kiko	52	75.5	0.23	1200	1125	13.8
32	SHIVERS	1040	Kiko	50	72	0.22	650	333	14.2
33	SINCLAIR	1037	Kiko	42	64.5	0.22	900	483	16
34	GUFFEY	101	Kiko	57	79.5	0.22	1600	525	15.2
35	SANDNESS	1012	Kiko	64	85	0.21	400	300	15.8
36	SPARKS	1052	Kiko	44	65.5	0.21	3000	933	14.9
37	PINNEO	1032	Kiko	43	64.5	0.21	450	1100	14.9
38	HESTERMAN	1058	Kiko	51	71	0.2	2700	925	13.8
39	SHIVERS	1041	Kiko	52	72.5	0.2	1250	1083	13.7
40	SANDNESS	1047	Kiko	47	66	0.19	750	400	13.5

**Table 1. 2010 Commercial Meat Goat Forage Performance Test Results, continued**

	Consigner	Test ID	Breed	Start Weight (lbs.)	End Weight (lbs.)	ADG (lbs./d)	Final FEC	Total FEC	Average LEA
41	HAYS	105	Kiko/Boer	60	79	0.19	1600	658	13.9
42	HANKINS	1020	Kiko	49	68.5	0.19	1950	1350	13.1
43	PEN	1029	Kiko	53	72.5	0.19	2650	1416	14.8
44	SANDNESS	1046	Kiko	49	68	0.19	1550	1566	14.8
45	SHIVERS	1038	Kiko	46	64	0.18	800	225	13.6
46	JOHNSON	104	Kiko	39	57	0.18	1400	691	13.2
47	HANKINS	1025	Kiko	62	80	0.18	1950	1858	13
48	SHIVERS	1023	Kiko	47	63	0.16	1250	633	12.9
49	GUFFEY	1033	Kiko	56	72.5	0.16	1000	1133	15.2
50	ADAMS	103	Kiko	63	78.5	0.15	800	583	15.7
51	SHIVERS	1044	Kiko	59	74.5	0.15	650	1558	15.6
52	HESTERMAN	1059	Kiko	45	59.5	0.14	1600	483	15.3
53	SPARKS	1017	Kiko	46	59	0.13	600	908	12.3
54	HESTERMAN	1057	Kiko	49	60	0.11	1950	575	14
55	HANKINS	109	Kiko	58	68	0.1	1350	1575	13.2
56	ADAMS	1026	Kiko	60	65	0.05	2150	1725	14.8
57	HANKINS	1043	Kiko	71	68.5	-0.02	2450	2208	13.8



## ***2010 Meat Goat Forage Buck Test Results***

Sixty goat bucks from 13 farms in six different states competed in the 2010 test. Overall, the bucks gained an average of 0.22 pounds per day of the test.

Grand Champion

Breed: Kiko

Average Daily Gain: 0.38 lb.

Owner: David Johnson, Windy Hills Farm, Jackson, Tennessee

Reserve Grand Champion

Breed: Kiko

Average Daily Gain: 0.34 lb.

Owner: Wes Pinneo, B Bar W Kikos, Kincaid, Kansas

Grand Champion FEC

Average Ending Fecal Egg Count

Breed: Kiko

Ending FEC: 216

Owner: Sky Shivers, Blu Sky Kikos, Prague, Oklahoma

Top Herdsman

by Average Daily Gain

David Johnson, Windy Hills Farm, Jackson, Tennessee (average of 0.31 lbs./day)

Top Herdsman

by Fecal Egg Count

Sky Shivers, Blu Sky Kikos, Prague, Oklahoma (FEC 258 average)

**Appendix A: Rules, Regulations and Protocol  
2010  
Oklahoma Forage Based Buck Performance Test  
Kerr Center for Sustainable Agriculture, Inc.  
In partnership with  
Oklahoma Cooperative Extension Service  
Rules, Regulations and Protocol**

**Objective:**

To identify individual bucks as well as their sires and dams that carry genetics expressing economically important traits in commercial meat goat production. Additionally, this test will allow breeders to compare genetics within their herd to make better management decisions as to herd lines that will produce profitable progeny for future herds. This test will also provide valuable information for all goat producers and the public.

**Dates:**

Check-in: June 28, 2010 (Monday) 1pm-5pm

Warm-up: June 28, 2010- July 11, 2010

Test Period: July 12, 2010- October 20, 2010

Field Day & Awards: October 23, 2010

**Entry Requirements:**

- a) A producer group will consist of 1 or more bucks (maximum of 6) that were born between January 1, 2010 and March 31, 2010. All breeds and crossbreeds are accepted.
- b) To be considered for the Herdsman Award you must have a group of 3 or more bucks.
- c) Producers must provide Birth Date and Weaning Date to verify.
- d) Bucks must weigh a minimum of 35lbs at check-in.
- e) Bucks must be weaned 30 days prior to entry, had a minimum of 1 de-worming and 1 CDT vaccination 4 weeks prior to entry, and have their feet trimmed. No exceptions.
- f) Bucks must be tagged with a scrapie tag from their state of origin. No exceptions.
- g) All out of state bucks must be accompanied by an official inter-state health certificate and in compliance with all Oklahoma shipment requirements. For information: Oklahoma Department of Agriculture, Food & Forestry, and (405) 522-6142.
- h) Entry fee of \$120 per buck will be required to secure a position within the test. The entry fee will cover feed supplementation, medication, wormer, routine veterinarian services and other test costs.
- i) Producers will be responsible for all vet fees incurred in the case of treatment for serious injury, disease or necropsy (in the case of death).

## **Test Protocol:**

- a) Bucks will be given a thorough examination by a veterinarian at check-in. Goats showing signs of sore mouth, CL, foot rot or other communicable disease will not be allowed to enter the test.
- b) Bucks will receive a CDT vaccine, worming, fecal test, FAMACHA score and an ear tag with test ID at the time of check-in.
- c) Bucks will be wormed with two or three different classes of wormer at the time of check-in. A second Fecal Egg Count will be conducted 10 days after check-in.
- d) Bucks that do not show a 90% reduction in there egg count after the initial worming will not be allowed to enter the test.
- e) Bucks that display symptoms of disease or illness during the test will be held in quarantine (on forage) until it is determined by the Test Manager or either the Test Veterinarian or On-Site Veterinarian that they may re-enter the general population or must leave the test.
- f) Low performing bucks may need to be removed from the test. This decision will be made by the Test Manager in consultation with the producer.
- g) Every effort will be made to accommodate the producer if a buck must leave the test.
- h) In the case of death, a full necropsy will be performed by the On-Site Veterinarian at the expense of the owner.
- i) Sufficient forage will be provided for the bucks to perform up to their genetic potential. A feed supplement containing protein, vitamins, minerals and other additive ingredients will be provided as needed to maximize the utilization of forage.
- j) Bucks that score a 4 or 5 on the FAMACHA scale during the test will be dewormed and disqualified.
- k) All decisions made by the Test Manager, Test Veterinarian and On-Site Veterinarian will be final.
- l) Weights, FAMACHA Scores and Fecal Egg Counts will be taken every 17 days with the results posted within 3 days on [www.kerrcenter.com](http://www.kerrcenter.com). The Weigh dates are: June 28, July 12, July 29, August 16, September 2, September 20, October 7 and Final weight October 19 and 20.
- m) Ultra sounding for cutability will be provided and the producer has the option to have an animal processed to compare ultra sound details to on the rail details. If a producer wants to take part in the processing option it is encouraged to bring more than one animal for a better sire evaluation.

## **Results:**

- a) Buck ranking within the test will be classified by Average Daily Gain and Fecal Egg Count.
- b) To compete for Grand Champion Herdsman, each producer must enter 3 or more bucks. This award will be determined by the average of the top 3 bucks for each producer.

## **Educational Information**

- a) A summary sheet containing all data collected for the bucks will be supplied to each producer. A test summary with forage, weather and other important information will also be distributed.
- b) A Field Day will be held at the test site on October 23, 2010 to view the bucks, tour the forage test and discuss performance on forage for the meat goat industry.
- c) All test data and results will be made public.

## **Information collected on individual bucks:**

Breed  
Birth Date  
Sire (Optional)  
Dam (Optional)  
Beginning Weight  
Midpoint Weight  
Final Weight  
Average Daily Gain  
All FAMACHA Scores  
Loin Eye Area

## **Technical Advisory Committee**

Test Agronomist- Chris Rice, OCES Southeast District Agronomist  
Test Nutritionist- Brian Freking, Leflore County Educator  
Test Veterinarian- Dave Sparks, OCES Area Food-Animal Quality and Health Specialist  
Leflore County Educator- Brian Freking

## **Test Staff**

Test Manager- Mary Penick, Kerr Center Livestock Specialist  
Test Herdsman- Andy Makovy, Kerr Center Livestock Herdsman  
Cortney Loyd- Kerr Center Intern

## **On-Site Veterinarian**

Leon Mitchell, DVM